



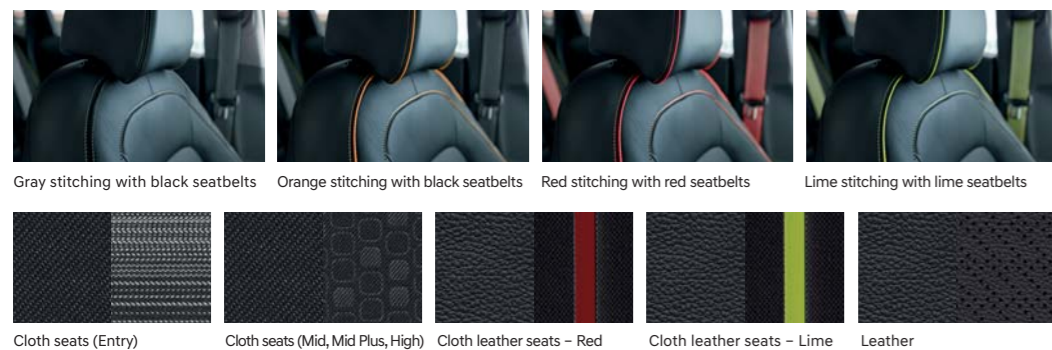
Exterior colors



Roof colors



Interior colors & Seat Trims



Specifications

Type	Kappa 1.0 T-GDI Gasoline	Gamma 1.6 T-GDI Gasoline	UII 1.6 Diesel with VGT
Engine type	3-Cylinder DOHC	4-Cylinder DOHC	4-Cylinder DOHC
Displacement (cc)	998	1,591	1,582
Max. power (ps / rpm)	120 / 6,000	177 / 5,500	136 / 4,000
Max. torque (kg-m / rpm)	17.5 / 1,500-4,000	27.0 / 1,500-4,500	30.6 / 1,750-2,500
Brakes			
Front	Ventilated disc		
Rear	Disc		
Suspension			
Front	McPherson strut type		
Rear	Torsion Beam Type (CTBA)	Multi-Link Type (4WD)	Torsion Beam Type (CTBA)
Tire			
205/60R16, 215/55R17, 235/45R18			
Dimensions			
Head room (mm)	Front (w / Sunroof) / Rear	1,005 (965) / 961	
Leg room (mm)	Front / Rear	1,054 / 880	
Shoulder room (mm)	Front / Rear	1,410 / 1,385	

- The above values are results from internal testing and are subject to change after validation.
- Some of the equipment illustrated or described in this catalog may not be supplied as standard equipment and may be available at extra cost.
- Hyundai Motor Company reserves the right to change specifications and equipment without prior notice.
- The color plates shown may vary slightly from the actual colors due to the limitations of the printing process.
- Please consult your dealer for full information and availability on colors and trims.

Dimensions





You style it.

Combining sculpted lines with a stylish edge, the all-new KONA is expressive from every angle. Muscular surfaces flow into the distinctive high-contrast fender cladding, highlighting the bold SUV design. Firmly planted with a strong stance and sporty 18" alloy wheels, the KONA's two-tone roof and exterior mirrors also give you the possibility to customize colour combinations to fit your personal style. Dare to be different.



LED headlamps and daytime running lights



18" alloy wheels



Two-tone exterior mirrors with LED indicator



LED rear lamps

You match it.

It's also the attention to detail that makes the all-new KONA so special. Discover an exceptional level of comfort with high quality materials throughout, for a sensuous and refined feel. And for a personal touch, you can choose from four colour combinations to customise your interior. No more boring dashboards! The colour options feature accents throughout the cockpit including finely tailored contrast stitching on the steering wheel and seats - and if you like, you can even choose colourful seat belts*.

*Available only in combination with red and lime interior accent options.
The navigation system shown here is not offered in RHD markets. However, the audio system is part of the standard equipment package.



Gray



Orange



Red



Lime





Kappa 1.0 T-GDI Gasoline		Gamma 1.6 T-GDI Gasoline		Ull 1.6 Diesel with VGT	
120	Maximum power ps/6,000 rpm	177	Maximum power ps/5,500 rpm	136	Maximum power ps/4,000 rpm
17.5	Maximum torque kg-m/1,500-4,000 rpm	27.0	Maximum torque kg-m/1,500-4,500 rpm	30.6	Maximum torque kg-m/1,750-2,500 rpm

Features



16" steel wheel



16" alloy wheel



17" alloy wheel



18" alloy wheel



Head-up display (HUD)
Manual air conditioning
7-speed dual-clutch transmission (DCT)



Digital Information Cluster
Full auto air conditioning with auto defog
6-speed manual transmission



Wireless phone charging
Audio 4.0A mono LCD with 6 speakers
Ventilated seats



Premium sound system from KRELL
8" touch screen display
Heated seats

The navigation system shown here is not offered in RHD markets. However, the audio system is part of the standard equipment package.